

[1] Zhu Xiaojun, Zhu Hairong, Lu Lei, et al. The Clinical application of BlockBuster Laryngeal Mask Airway introducing endotracheal tube. Hainan Medicine Journal, 2015, 26 (20): 3085.

[2] Difficult Airway Society 2015 guidelines for management of unanticipated difficult intubation in adults. Br J Anaesth. 2015 Nov 10.

[3] Zhao Xiufeng, Ming Tian. The effect of BlockBuster laryngeal mask equipped with ET Tube to patients under general anesthesia. The Journal of Practical Medicine 2016, 32(3):506-7.

[4] LYU, ZHANG Yong, ZHANG Yuan, et al. Application of BlockBuster intubating laryngeal mask in urologic day surgery. Journal of Clinical Anesthesia, 2016, 32(10):960-2.

[5] Apfelbaum JL, Hagberg CA, Caplan RA, et al. Practice guidelines for management of the difficult airway: an updated report by the American Society of Anesthesiologists Task Force on Management of the Difficult Airway. Anesthesiology, 2013, 118(2): 251-70

[6] Cavallone LF, Vannucci A; American Society of Anesthesiologists Task Force on Management of the Difficult Airway. Review article: Extubation of the difficult airway and extubation failure. Anesth Analg, 2013, 116(2): 368-83

TUORen
To Be Better



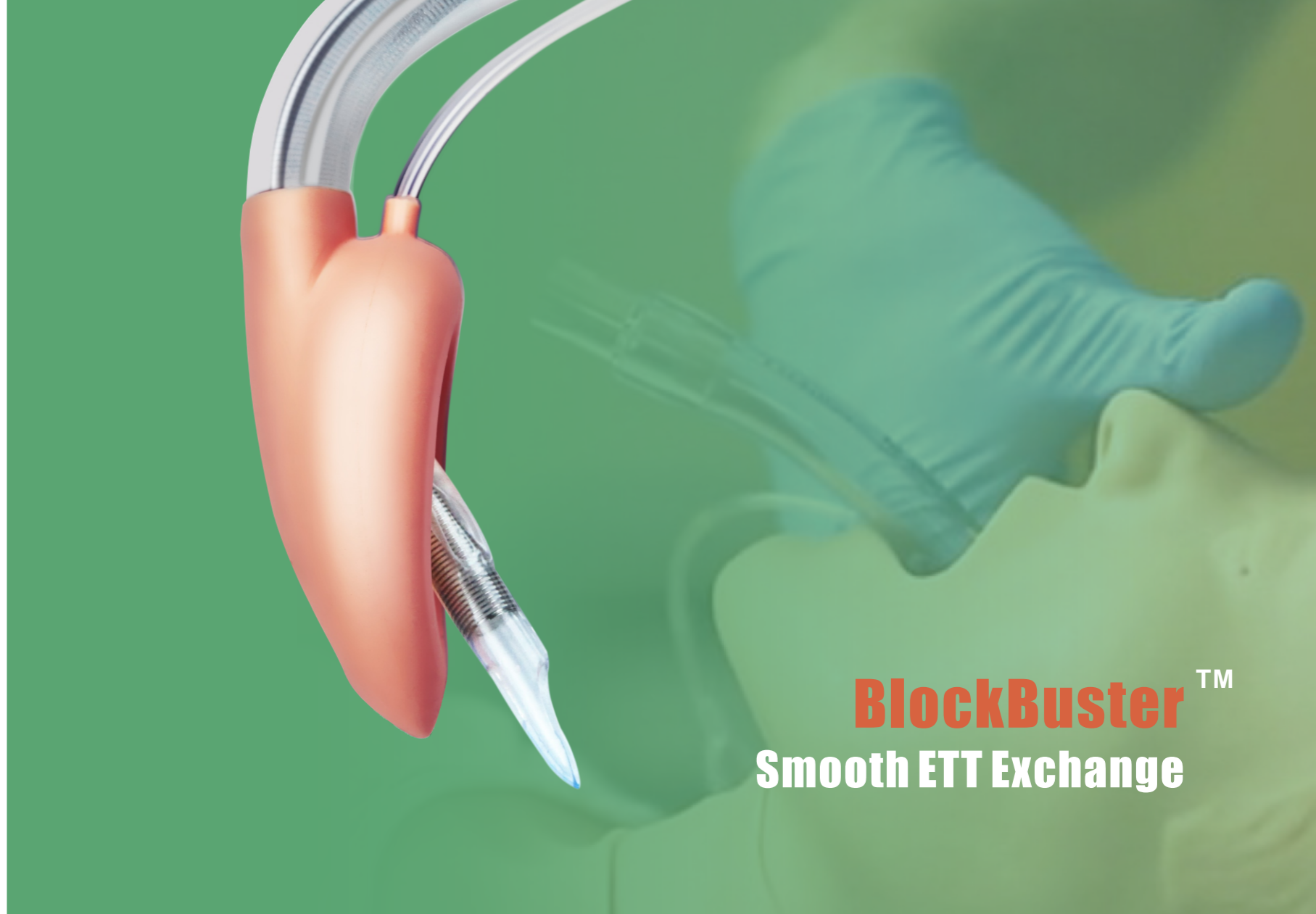
Tel/Fax: +86-373- 8747537

Email: info@bjtuoren.com; info@etuoren.com

Add: Tuoren Industrial Zone, Changyuan County, Henan Province, China

TUORen

To Be Better



BlockBuster™
Smooth ETT Exchange

P Clinical problems

Compared with laryngeal mask airway, endotracheal tube has some disadvantages in some situations of anesthesia management.

Operation

- More complex and take longer time
- The anesthesiologists need special training
- The patients need to be given muscle relaxant

Airway Protection

- Contact with airway
- The intubation and extubation give rise to hemodynamic instability

Complications

- Aspiration and backflow
- Post-intubation trachyphonia
- Sore throat
- Pharyngeal edema



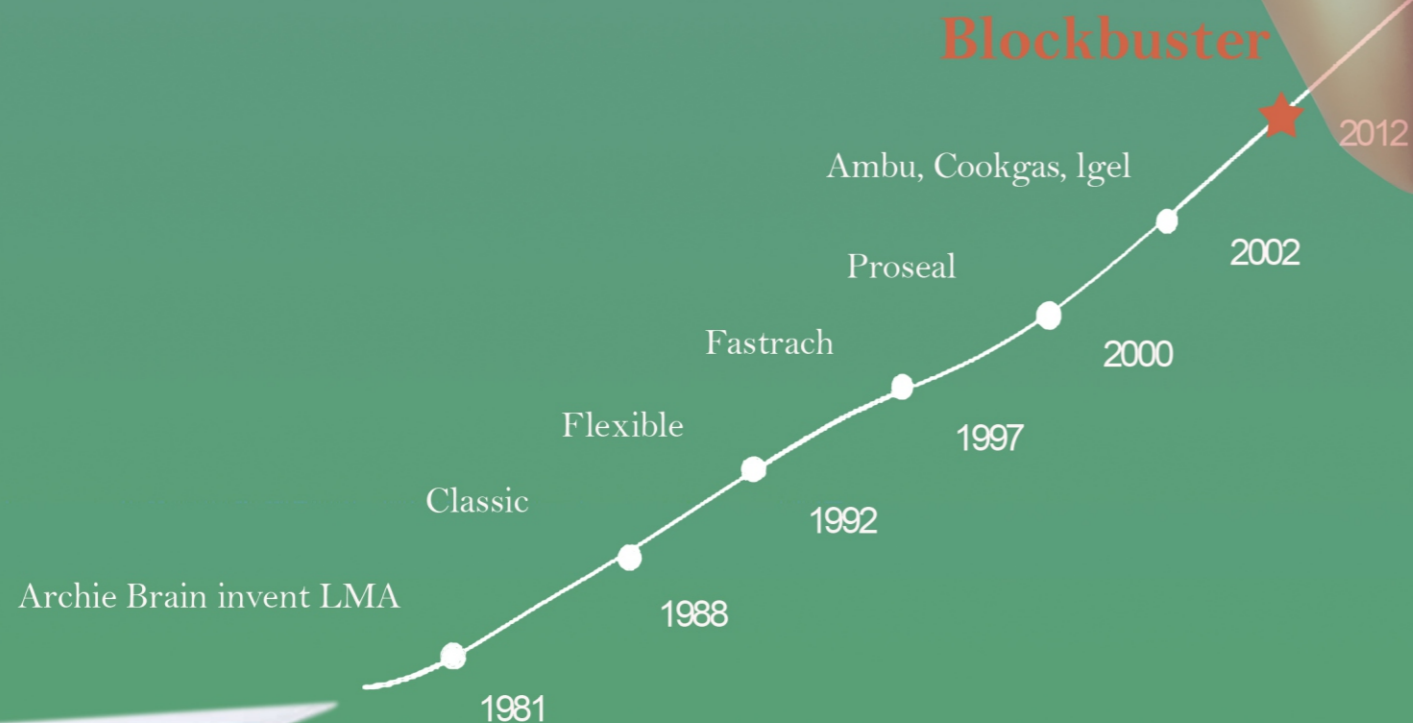
Difficult Airway

- Difficult Airway Management is closely related to the safety and quality of anesthesia. More than 50% of serious complications related to anesthesia result from improper anesthesia management.
- Anatomic abnormality and unanticipated difficulty with endotracheal intubation might result in the failure of intubation. [1]

Traditional Laryngeal Mask Airway: Functions insufficient, Intubation unsmooth, Low success rate for ETT exchange, Poor air tightness at low cuff pressure.

The development of Laryngeal Mask Airway

By DAS, if tracheal intubation fails, supraglottic airway devices are recommended to provide a route for oxygenation while reviewing how to proceed. [2]



BlockBuster™ Laryngeal Mask Airway invented by professor Ming Tian and produced by Tuoren Medical has some advantages in providing better hyp-erlarynx ventilation and increasing green channel to intubation, reducing aspiration risk and post-intubation trachyphonia.




Four-way connector makes it easy to fix after placement.



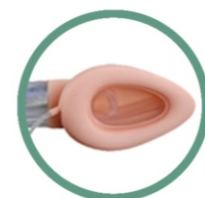
The design of inlet and outlet of gastric access channel is easy for gastric tube insertion.



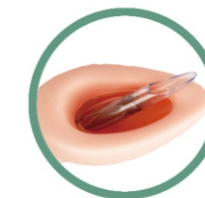
Integrated bite block prevents airway occlusion.



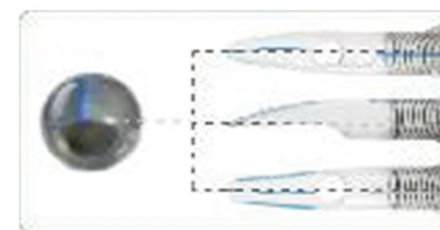
Airway tube: More than 95 degree angulated short airway tube provides easy insertion and matches oropharyngeal curve.



Sputum collection device can collect small quantity of sputum.



Guidance device allows the ET Tube to direct towards laryngeal opening at 30 degree angle, which enhances success rate of endotracheal intubation.



Intubating capability with Blockbuster ET Tube: Soft tip located at the center line and straight wire reinforced tube body facilitate the intubation and reduce lesion to mucosa.

Offer Better SUBGLOTTIC AIRWAY MANAGEMENT



- **Gastric access:** Manage gastric content and reduce the risk of aspiration.
- **Simple Operation:** Time to intubation is short; the anesthesiologists don't need to adjust the patient's head and put the fingers into the patient's mouth;
- **Easy and Rapid Insertion:** More than 95 degree angulated short airway tube matches oropharyngeal curve;
- **High Hemodynamic stability;** [3]
- **Reduce the complications** during perioperative period. [4]
- **Optimal sealability:** The average seal pressure is more than 30 cmH₂O. [4]
- **Flexibility and biocompatibility with silicone material;**
- **Blind intubation as well as intubation with fiberscope possible.**

Offer Supraglottic Endotracheal Tube Channel in Case of Difficult Airway and Unexpected Difficult Airway

Intubation Capability

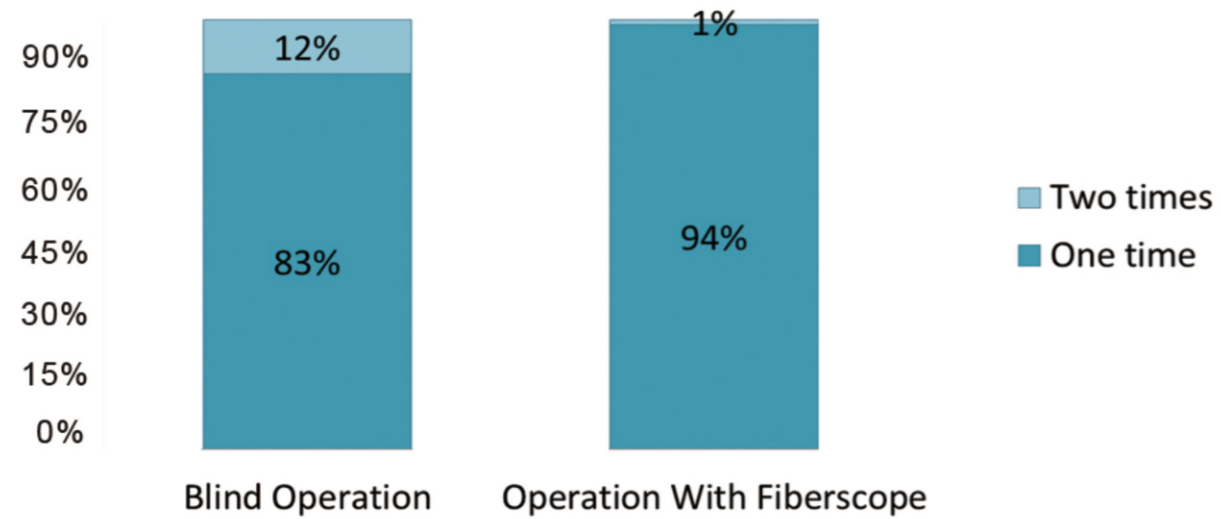
- Equipped with BlockBuster™ endotracheal tube, the success rate for blind endotracheal intubation is more than 90% and the success rate for endotracheal intubation assisted by a flexible scope is almost 100%; [1]
- Ensure the oxygenation and prevent the hypoxemia in case of unexpected difficult airway;
- High Hemodynamic stability;

Extubation Capability

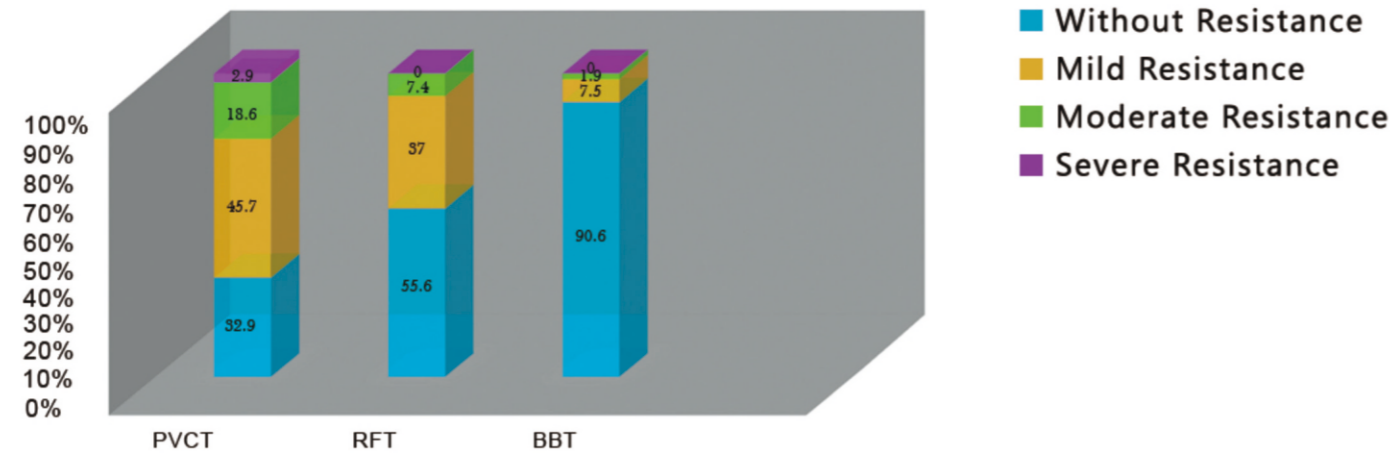
- The solution to deal with difficult airway extubation suggested by ASA is to insert laryngeal mask airway before or after extubation. After extubation, the laryngeal mask airway can be used for ventilation or guiding endotracheal intubation. [5, 6]
- There will be higher hemodynamic stability and blood pressure stability;
- Inserting BlockBuster™ Laryngeal Mask Airway for ventilation before endotracheal extubation facilitates to maintain the stability of cardiovascular system and reduce extubation complications. [3]



The success rate for tracheal intubation is over 95%

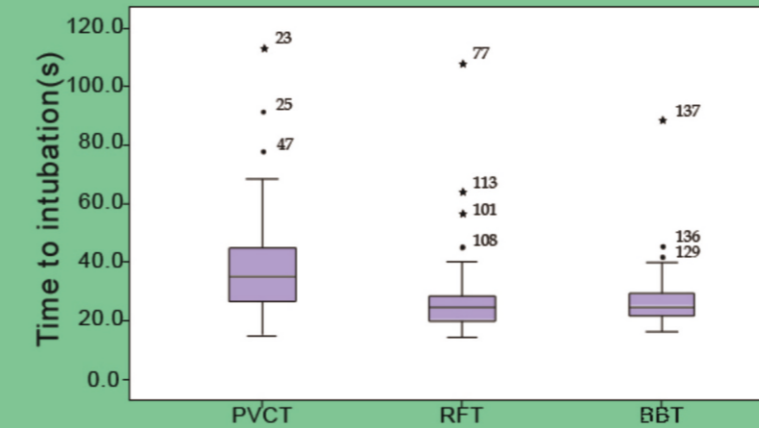


Blockbuster™ Endotracheal Tube

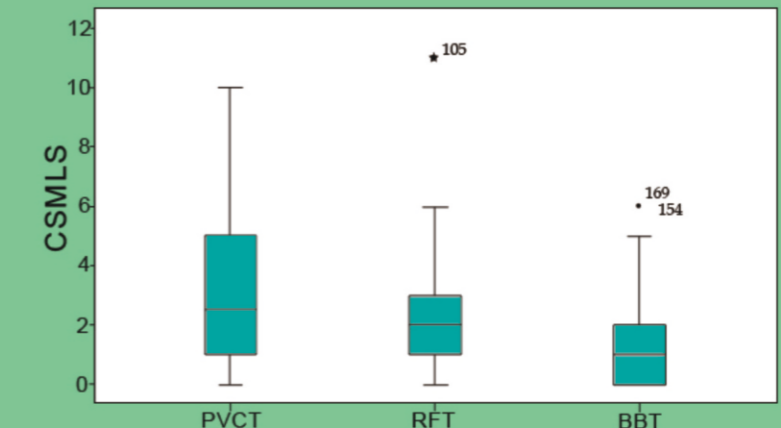


The tracheal intubation resistance of BBT is significantly less than PVCT ($P < 0.001$) and RFT ($P < 0.001$), while RFT is less than PVCT in the tracheal intubation resistance, $P = 0.012$.

Compared with PVCT and RFT, Block Buster Tube reduced tracheal intubation resistance and subglottic mucosal lesion.

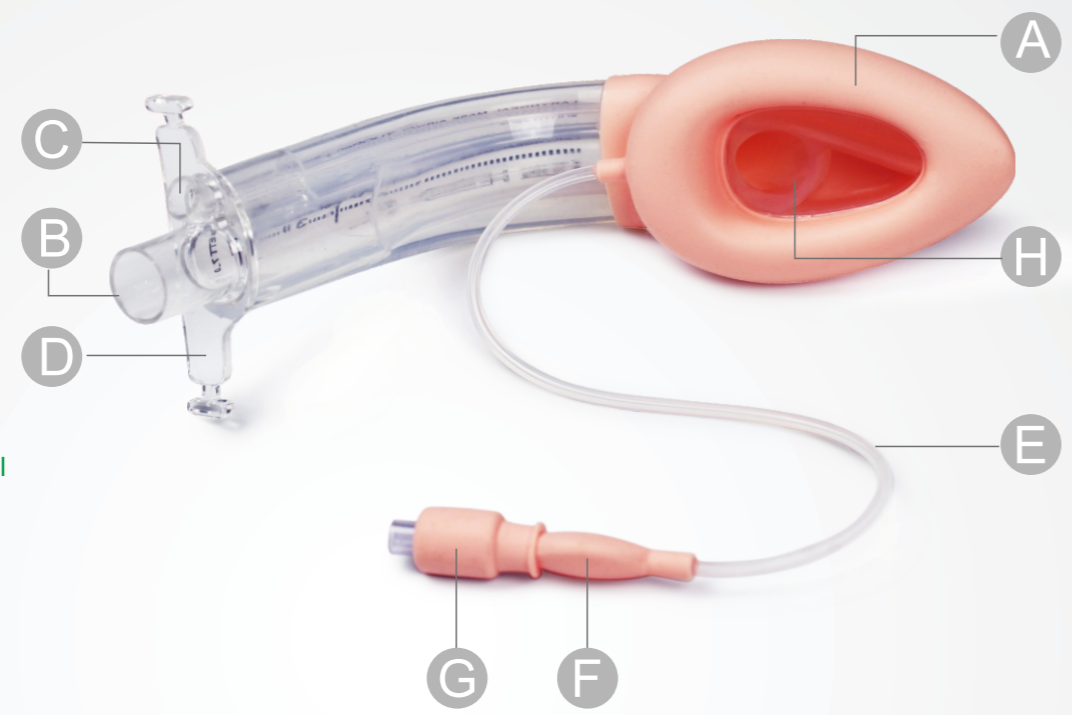


The time to intubation of PVCT is significantly longer than RFT ($P < 0.001$) and BBT ($P < 0.001$). No difference is observed between RFT and BBT ($P = 1$).



The CSMLS of BBT is also significantly lower than PVCT ($P < 0.001$) and RFT ($P = 0.012$). It is similar between PVCT and RFT ($P = 0.105$).


(PVCT: Polyvinyl Chloride Tube; RFT: Wire-reinforced Tube)



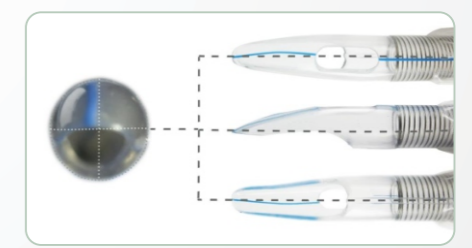
- A-Mask
- B-Airway Tube
- C-Gastric Access Channel
- D-Four-way Connector
- E-Inflation Line
- F-Inflation Pilot Balloon
- G-Check Valve
- H-ET Tube Guide Device

Specification

Product	Type	Applicable Patient Weight	Diameter of Block Buster ETT	Diameter of Bronchoscope	Quantity per box	Quantity per carton
BlockBuster™ Laryngeal Mask Airway	3#	30kg-50kg	6.5mm, 7.0mm	5.7mm	5pcs	20pcs
	4#	50kg-70kg	7.0mm, 7.5mm			
	5#	70kg-100kg	7.5mm, 8.0mm			



- A-Soft tip
- B-Cuff
- C-Reinforced tube body
- D- Removable Connector
- E-Inflation device



Specification

Product	Type	Quantity per box	Quantity per carton
BlockBuster™ ET Tube	6.0#, 6.5#, 7.0#, 7.5#, 8.0#	1pcs	20pcs